

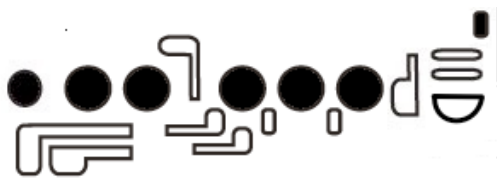
DR. JOHN'S SPECIAL FINGERINGS

The following fingerings differ from the standard ones. I've added text after the note name to explain ways to use them. For trill fingerings, a slash through the circle means that's the key you trill.

D4 (better in tune but not available after notes that require the B natural thumb position)



C4 (good for coming from Eb3)



B3 (good for soft attacks)




B3 – only left hand (good for coming from Eb3)



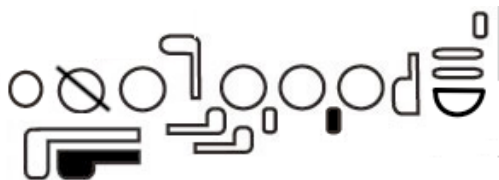
Bb3 (good for soft, in-tune sustained tones/entrances)



E3-F3 trill (sounds better)




E3-F#3 trill (sounds better)



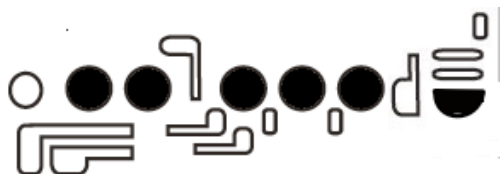
Sharper D3



Db/C# 2 (good for fast passages and good for a sharper note in sustained passages)



Db/C#3 sharper fingering for very soft notes



“Long” C – used between D2s (or Eb2s with the addition of the D# key)

